

To: **S.R Hospital-Thanjavur**

No.29,

Sivaji Nagar

Tamil Nadu

Thanjavur - 613001

Contact:

Report Of: B/O ABINAYA

Pt. Contact: 7502990886



Sample ID 2200057809

Patient ID 1002218855

Collected on 06/05/2022

Received on 13/05/2022 11:32

Registered on 13/05/2022 13:00

Reported on 14/05/2022 11:47

Referred by **DR.V.THENDRAL**

carieMTM Newborn Screening - Trio

Patient Name: B/O ABINAYA

Patient DOB: 02/05/2022

Weight: 3.50 Kg


Gender: FEMALE

City: THANJAVUR

Hospital ID: _____

Sample Type: DBS




Method: Time-resolved Fluoroimmunoassay

-  is curated to ensure early detection of IEMs (Inborn Errors of Metabolism) so that they can be identified and managed appropriately at an early stage and the adverse outcomes associated with IEMs can be prevented.
- Through carieMTM Metabolic Testing program we want to ensure that all your metabolic testing requirements from screening to management receive multidisciplinary advice from our expert team of Metabolic Geneticists, Metabolic Dietitian, and Genetic Counsellors collaboratively at one place and aid you in your decision to achieve the best possible outcomes for your loved ones.

Clinical History

- Newborn screening test was offered to screen for Inborn Errors of Metabolism in the baby.

Screening for Common 3 Parameters

Metabolites	Results	Normal Ranges	Observed Levels	Interpretations
Congenital Hypothyroidism (TSH)	2.76 μU/mL	N: 0.1 to 10 μU/mL	Normal level of TSH.	Screen Negative 
Congenital Adrenal Hyperplasia (17-OHP)	4.45 nmol/L	N: 0.1 to 30 nmol/L	Normal level of 17-OHP.	Screen Negative 
Enzyme	Result	Normal Range	Observed Level	Interpretation
G6PD Deficiency (G6PD enzyme)	3.27 U/g Hb	N: 2.5 U/g Hb & Above	Normal activity of G6PD enzyme.	Screen Negative 

TSH: Thyroid-stimulating Hormone; 17-OHP: 17-hydroxyprogesterone; G6PD: Glucose-6-phosphate dehydrogenase

Patient name: B/O ABINAYA

Sample ID: 2200057809

Impression

The given blood sample shows all the metabolites/enzymes studied to be within normal limits.

Suggestion

Clinical correlation is recommended.



Rakhee P. Vishwakarma
MSc. Mphil., Scientific Officer



Verified by
Mr. Pradip Kadam
In-charge Biochemistry





Dr. Chaitanya Datar
MBBS, MD (Medical Genetics),
Consultant, Clinical & Metabolic Geneticist

***Note:** All the above results would pertain to the level of the metabolites at the time of sample collection. It must be noted that the clinical condition, dietary intake, medical supplementation etc. at the time of sample collection does have an impact on metabolite levels. Therefore consideration of these factors is essential while interpreting these results.

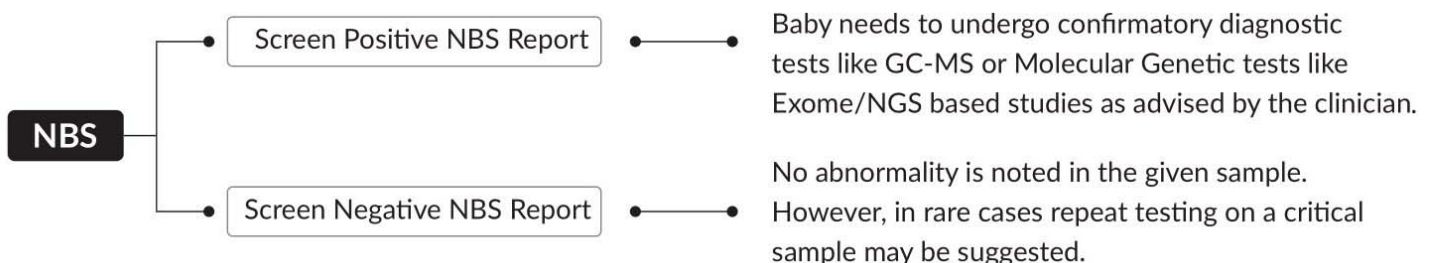
Understanding and Interpreting carieMTM Trio Newborn Screening Test Report

Screening for Common 3 Parameters

-  A "negative" or "in-range" result means that the baby's blood test did not show any signs of the conditions included on the newborn screening panel.
-  A "positive" or "out-of-range" result means that the baby's screening exam did show signs that the baby may be at higher risk of having one or more of the conditions included in the newborn screening panel. This does not mean that the baby definitely has a medical condition. However, follow-up testing must be performed immediately to determine if a condition is actually present after consultation with a qualified medical practitioner.

Positive Newborn screening results give out the abnormal levels of metabolites and enzymes in the body indicative of a particular type of Inborn Error of Metabolism.

The final report interpretation involves correlation between the abnormal metabolites/enzymes and the medical history, family history, clinical presentation, etc.



Patient name : B/O ABINAYA

Sample ID : 2200057809

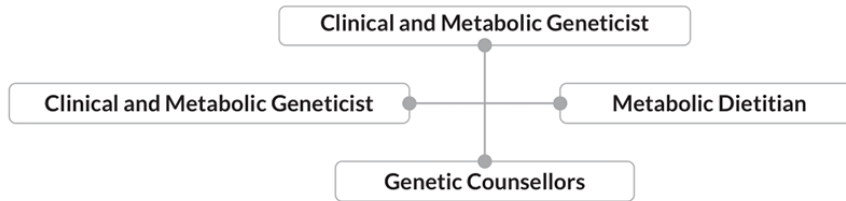
The **carieM** Advantage

carieM™ is an unique metabolic testing program which offers you the added value of 40+ years of leading metabolic disorder experts of the country.

carieM™ program is the only metabolic testing program in India to offer extensive care consisting of:



Team at Sujanan



Laboratory:

State-of-the-art diagnostic facility with capability to perform screening to advance metabolic testing such as TMS, GC-MS, Disorder specific advanced metabolic panels to Molecular testing like Exomes or other NGS based testing options, as advised by the clinician.



Clinical & Metabolic Geneticists:

- Metabolic disorders can be complex and it requires understanding of complex biochemical pathways and various diagnostic options available for diagnosis of IEMs.
- Post diagnosis management of IEMs also require expertise to advise guideline based management to the patient.



Metabolic Dietitian:

Many IEMs require strict nutritional intervention. Metabolic dietitian at carieM™ ensures guidelines and protocol based nutritional guidance for such disorders.



Genetic Counsellors across India:

- Given the inherited nature of most IEMs and the necessary long-term management for these disorders, the genetic counsellor's role in clinical setting is integral in providing ongoing support and education for patients and their families.
- This includes coping with the disease burden, helping patients and families adapt to a condition in the family and ensuring adequate understanding of the genetic risks and the available prenatal diagnostic and reproductive choices.

General Disclaimers

- Genetic/metabolic testing may have technical limitations. These limitations pertaining to different assays have been mentioned in the respective reports.
- It is assumed that the specimen belongs to the person undergoing the test.
- The above results must be interpreted in conjunction with the clinical profile of the patient by the referring Clinician
- Genetic counselling pertaining to the report must be considered. It is the patient/ relative's responsibility to seek further guidance.
- Isolated laboratory investigations may not confirm the diagnosis of a disease. They help in arriving at a diagnosis in conjunction with the clinical presentation and other investigations.
- Some of the special tests may be outsourced to some of our referral laboratories and the reports may be transcribed on our letterhead.
- Partial reproduction of this report is not considered valid.
- This report is not valid for medico-legal purpose.

Neither the lab nor its employees/representatives are liable / responsible for any loss or damage that may be incurred to any person/s as a result of the incorrect use of the report or inaction thereof.

END OF REPORT